





The aim of this curriculum map is to give you an insight into what your child will be learning about during this half term.

**Spring 2- The Enchanted Garden**

This half term we will be learning all about growth. We will be learning about how plants grow and how humans grow too.

**Personal Social Emotional Development**

**We will:**

- \*Learn about healthy foods and about the healthy choices we can make to look after our bodies.
- \*Work together in pairs and groups to collaborate.
- \*Work to develop confidence when sharing ideas with others and speaking to others.
- \*Learn to understand how others are feeling and help others when needed and plants?
- \*Learn how we care for other living things- plants and pets
- \*Learn how do I care for my family and friends?
- \*Read the story of 'The Enormous Turnip' to illustrate the benefits of working as a team
- \*Complete team Building games and activities
- \*Take part in individual responsibilities such as looking after plants- watering and measuring

**Communication and Language**

**We will:**

- \* Complete daily Weather reports- Linked to what kind of weather we need for growing plants
- \*Look for Signs of Spring- Talking about nature walks- what have you found. How do we know it is Spring?
- \*Look at how we have changed and developed from baby to now?- Growth and development
- \*write and discuss reports of how the fruit/veg is growing- talking about size, height etc.
- \*Taste different fruit and vegetables- talking about which we like/ dislike
- \*Re-tell stories to do with growth and plants
- \*Talk about own experiences of different foods and where they come from
- \*Share ideas with peers and adults, communicating thoughts and ideas clearly


**Physical Development**

**We will:**

- \* Plant seeds (digging)- using different tools and equipment
- \*Plant fruits and vegetables- digging in soil
- \*Exercise- Learn how it helps our bodies to grow and develop
- \*Cut fruits and veg to make meals and dishes- learning to cut with plastic cutlery
- \*Moving like a bean games and movements- runner bean, jelly bean etc.
- \*Make playdough flowers and beanstalks- rolling, cutting and shaping
- \*Write own name, labels and lists
- \*Completed fine motor/ Finger Gym activities- using tweezers and small equipment
- \*

**Important Dates**

- \***Easter Stay and Play workshop-** Parents/ Carers to join children in Nursery- Wednesday 20th March 9-10am
- Parents Nights** Monday 18th and Wednesday 20th March after school (more information to follow)
- Easter Coffee Mornings (more information to follow)**
- Early Years and KS1 - Tuesday 26th March**
- KS2 Y3, 4, 5, 6 - Wednesday 27th March**
- Break up for Easter holidays Thursday 28th March at 3:15pm**
- Return to school Monday 15th April**



### Understanding the World

#### We will:

- \* Learn what plants need to grow- looking at weather and suitable conditions for growth
- \*Learn about where our food comes from-learn which foods come from the ground, trees and animals
- \*Learn what we need to be able grow? Learning about how to keep a healthy body
- \*Learn about the development of a seed- carry out growth experiments- Grow cress
- \*Talk about the importance of water- what do we need it for?
- \*Find out which animals are born in Spring? – chicks, lambs, tadpoles etc. Look after live eggs and wait for them to hatch
- \*Grow vegetables from seeds. Watch and talk about signs of growth

### Mathematics

#### We will:

- \*Role-play buying fruit and veg from the shop- using 1p coins. Children take on the role of shopkeeper and customers.
- \*Completed basic problem solving – how many houses do we need for all the fairies to live in? How many chairs do we need?
- \*Make simple measurements- length and height using direct comparisons- measuring plants (beanstalks) Discussing height of beanstalks- comparing heights of friends
- \*Use simple addition and subtraction using games with tens frames
- \*Talk about capacity- watering plants- different containers and watering cans
- \*Count seeds/ beans
- \*Collect items from nature- counting- discuss and compare
- \*Work to recognise numbers 1-10 and beyond where necessary
- \*Use and name 2D shapes in Fairy House Designs
- \*Discuss positional Language- how to organise the Fairy Village
- \*Find 1 more/ less- flowers, fairies etc.

### Reading for Fun

We have seen so many children join in with our Reading for Fun activities at home. The children love sharing them in class with their friends. Thank you for the effort and time you put into them. If you haven't completed any activities yet please have a go and send us a photo to your child's portfolio on Class Dojo.



### Literacy

#### We will:

- \*Write through role-play – lists, recipes, labels
  - \*Write notes to the flower fairies
  - \*Make labels for plants
  - \*Write about what we found on a nature trail
  - \*Design a fairy garden/house
  - \*Make recipes, writing lists of fruit and veg
  - \*Garden Centre- make lists, receipts, labels
  - \*Share story books about plants and growth
  - \*Recall and retell stories such as Jack and the Beanstalk, Jasper's Beanstalk, Handa's Surprise
  - \*Share Non-fiction books about plants and growth
  - \*Share rhymes about plants and growth
- RWI Nursery- for those ready



### Expressive Arts and Design




#### We will:

- \*Make observational drawings and paintings of flowers- focusing on colours and shapes, using lines to enclose a space
- \*Try painting with fruits and vegetables- printing
- \*Make nature pictures- Transient Art using natural materials such as Bark and leaf rubbings
- \*Create a fruit and veg shop/ Garden Centre Roleplay area
- \*Look at artists that paint flowers- Van Gough- explore colour and shape
- \*Designing and making Fairy houses and village
- \*Explore natural materials and joining techniques for

### Little reminder...

\*As we come into the spring we will be using our sand pit and mud kitchen again. Please send a pair of wellies to leave at school if your child does not already have a pair at Nursery. Thank you

Some of the stories we will be sharing this half term include:



### Supporting your child's education

This half term we will be learning a lot about growth. You can support your child's education by talking to them about what they have been learning in Nursery and making links at home.

Suggested activities:

- Go on a nature walk around your local area or in your garden to look for signs of Spring and growth
  - Talk about different leaf/ flower shapes and colours
- Count items- such as natural objects found outside e.g. stones, leaves, petals, sticks etc.
  - Read stories about growth/ growing such as :
    - The Tiny Seed, A Seed in Need, The Secret Garden, The Enormous Turnip, Jack and the Beanstalk, Jasper's Beanstalk, Oliver's Vegetables, The Growing Story, Eddie's Garden, Handa's Surprise

### We are here for you!

If you have any questions, concerns or would like to find out more about your child's progress then please do not hesitate to ask. You can make an appointment with myself or just chat with us at drop off or collection times.