

The aim of this curriculum map is to give you an insight into what your child will be learning about during this half term.

Summer 1 Topic- Mad about Minibeasts

This half term we will be learning lots of different kinds of minibeasts, what they eat and where they live.

Personal Social Emotional Development

We will:

- *Demonstrate care and respect for the environment and creatures that live there
- *Talk about feelings associated with the stories we read about minibeasts – How are the characters feeling? sad, happy, worried, scared, relieved?
- *Play games- encouraging turn taking and sharing
- *Kidsafe Nursery Programme

Communication and Language

We will:

- *Discuss which minibeasts we have found, what they look like and how they move
- *Use words to describe minibeasts- slim, fat, slow, fast, shiny, big, small, long, thin, round etc.
- *Play minibeasts games- encouraging communication with others and developing listening skills
- *Use new vocabulary linked to minibeasts- names of creatures, antenna, shell, beetle, wings, pupa, habitat etc.
- *Talk about the events of a story- we will be reading lots of minibeast stories

Physical Development


We will:

- * Make a Bug hotel using pallets and big blocks- lifting and moving materials
- *Draw and mark- making with pencils, paint brushes, crayons and other materials
- *Move like a minibeast- using our bodies to represent different creatures- wiggle like a worm, flap like a butterfly, buzz like a bee
- *Create bug dances- moving to music
- *Develop fine motor activities- e.g. pick and sort plastic bugs with tweezers
- *Make caterpillars and other creatures using play-dough, manipulating and changing the shape
- *Write with natural materials we find on bug hunt- writing in mud with sticks

Important Dates

- *We would like to invite you into Nursery of a Parents/ Carers workshop in Nursery- Wednesday 22nd May 9-10am
- More details to follow
- All Nursery children will be invited






Understanding the World We will:

- *Look for minibeasts in the local grounds and observe their behaviour and habitats
- *Compare the different minibeasts and find ways to group them
- *Talk about and compare minibeast habitats
- *Look at different features of bugs and creatures- describe what they look like
- *Learn about the lifecycle of a caterpillar
- *Use Beebot bees- give instructions for movement to get to the beehive- 5 steps forward etc.

Expressive Arts and Design We will:

- *Sing songs and rhymes associated with minibeasts such as 'From The Tiny Ant', Incy Wincy Spider, etc.
- *Use percussion instruments to symbolise the sound of different creatures moving
- *Make minibeast pictures and painting- explore different colours and materials
- *Make symmetrical butterfly prints
- *Explore sensory bins and experiences
- *Design and make bug houses
- *Make spots and stripes patterns




Literacy We will:

- *Share fiction and non-fiction books about minibeasts
- *Retell stories using puppets and props
- *Sequence events of a story- recalling information
- *Record information we find out about minibeasts in our writing
- *Making our own books about mini-beasts
- *Mini-beast hunt- draw and write what we find
- *Listen to poems about minibeasts- look at rhyme and alliteration
- *Make a list of things we would need for Brilliant Bug Ball
- *Make invitations for Brilliant Bug Ball


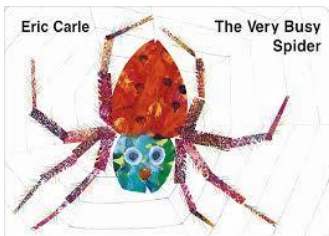



Mathematics We will:

- *Make tally charts about the different types of creatures we find on mini-beast hunts
- *count spots and legs on ladybirds and other minibeasts
- *sort worms and other mini-beasts by length and size
- *Sort minibeasts by other criteria- colour, size, shape, wings/ no wings, amount of legs
- *Explore 'more and less' in relation to spots, legs on minibeasts
- *Create pictograms of favourite creatures
- *Dice games- roll and collect the ladybird with the same amount of spots
- *Butterfly symmetry with mirrors
- *Recognise and make patterns- repeating and symmetrical patterns



Some of the stories we will be sharing this half term include:



This week we have welcomed some new children into Nursery. It has been lovely to get to know everyone and we look forward to our Nursery adventures to come.

We are here for you!

If you have any questions, concerns or would like to find out more about your child's progress then please do not hesitate to ask. You can make an appointment with myself or just chat with us at drop off or collection times.

Important Nursery info:

- *We ask that each child brings a water bottle into Nursery each day. Please ensure your child's name is marked clearly on their water bottle as some children have the same water bottle and this can lead to confusion. Also our school policy states that children should only bring water to school and not juice.
- *Parents/ Carers of our new starter children, could you please send a change of clothes to keep in `nursery in case your child needs them. These clothes do not have to be school uniform. Please ensure all items have your child's name clearly labelled.
- *'Wow Moments' –We would love it if you could share with us some of the wonderful activities children do outside of school. These could be family events, activities or achievements such as swimming badges, dance awards etc. By sending photographs/videos/ notes via the Class Dojo portfolio we will be able to share these exciting moments and achievements in class together. Let's celebrate all the WOW moments!

Reading for Fun!

Each Wednesday morning, we will welcome Nursery pupils and parents/ Carers into the classroom to choose a book to read at home. We have a fantastic range of books for you to choose from. Each book will include an activity sheet for you to select and complete an activity related to the story book. Once you have completed the activity you will be able to send us a photo of your work via Class Dojo portfolio. Class Dojo points will be awarded for your hard work and participation. Reading and sharing stories is key to language development therefore especially important in early education.

What you can do to help your child's development and progress this half term?

- *Read stories about minibeasts such as The Bad Tempered Ladybird, Superworm, What the Ladybird Heard -help us bring this topic to life.
- *Go on a bug hunt in your garden or at the park- make a list of all of the bugs you find.
- *Look for patterns- Look at the different colours and patterns you find on different minibeasts.